













# FEED THE PUMPKIN



# FEED THE PUMPKIN





## Directions:

1. You can cut out mouth of pumpkin and glue pumpkin to a paper sack or piece of cardboard with an area cut out for the mouth.
2. Choose a number card and then feed the pumpkin the correct number of donuts.
3. Or leave as it and just lay the donuts on top of the pumpkin.

1

2

3

4

5

6

7

8

9

10

1

2

3

4

5

6

7

8

9

10